
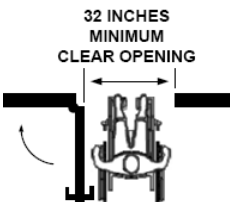

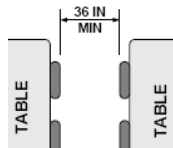
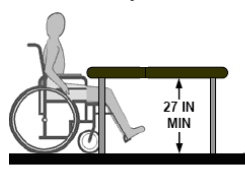


Access Knoxville Restaurant Survey

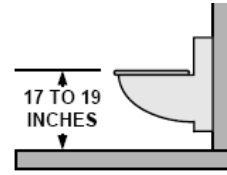
[NAME]
 {STREET ADDRESS}
 [CITY, STATE, ZIPCODE]
 [PHONE NUMBER]

Restaurant Contact	
Contact	
E-mail	
Web Site	

PARKING	Yes	No	N/A
1. Is there at least one out of every twenty-five parking spaces in the restaurant's private lot designated as an accessible parking space?			
2. Is this restaurant located on or near a public bus route?			
ENTRY			
3. Is the entrance to the restaurant accessed by level ground or by a low-incline ramp 36" wide?			
4. Is the entrance threshold less than 3/4" tall?			
			
5. Is the doorway clearance at least 32 inches wide?			
			
6. Can the entrance door be opened with limited grasp?			
			
INTERIOR FEATURES			
7. *Are there aisles and pathways between chairs or tables that are 36" wide?			
			
8. *Are all of the condiments accessible on counters that are within 36" in height and within arm length of 25" from edge?			
9. *Do any of the tables offer 27" (from the ground) for knee space?			
			
10. Is a menu offered in Braille and/or large print? If yes, circle which: BRAILLE LARGE PRINT			
11. Does the restaurant welcome people with disabilities with service animals as required by ADA?			
12. Do all fire and emergency alarms in public areas have both audible and visual signals?			
RESTROOMS			
13. Can the restroom door be opened with minimal force / limited grasp?	/	/	
14. Does the doorway leading to the restroom(s) have at least 32 inches of clearance space? (see image from question 5)			
		N/A	N/

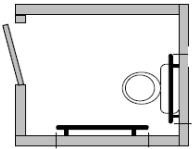
15. Is the aisle-way leading up to the accessible stall at least 42 inches wide?

16. Does the accessible stall door have *at least 32 inches of clearance space*?
(see image from question 5)



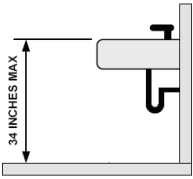
17. *Is the toilet seat 17" – 19" above the floor?

18. Are there grab bars behind and on the side wall nearest the toilet?

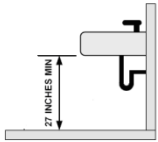


19. Measure the interior of the stall space (length and width): _____" x _____"

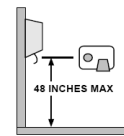
20. *Is the counter with wash basin no higher than 34" from the floor?



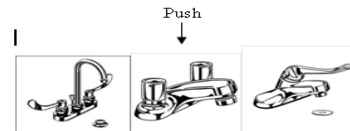
21. *Is there 27" of knee clearance under the sink?



22. *Are soap and other dispensers no higher than 48 inches from the floor [at the point where the product is dispensed]



23. Can faucets be operated with a closed fist?



24. What assistance and/or accommodations does this restaurant offer to persons with disabilities?
(Pay attention to lighting and sound environment; are there closed caption tv's?; special diets)

Surveyor Name

Date

Surveyor Rating

Limited

Good

Wow